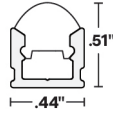





MICRO 5 ATOM-OPTICS (02) RGB

24VDC Linear Fixtures - Surface & Recessed



- MICRO 5 Series linear LED fixture engineered for exceptional light quality and even distribution, seamlessly blending with millwork details
- Features an optically enhanced lens
- 60% smaller than ESSENTIALS-TORQ
- Delivers equivalent efficacy as standard size fixtures
- Ideal for surface mounted or recessed installations that call for low-profile light in small areas
- Features a stainless steel mounting clip, making installation and repositioning effortless
- Red, Green, and Blue LED allows for color changing applications
- Consult factory for field assembly options

INFORMATION REQUIRED FOR LIGHTING SCHEDULE

1	2	3	4	5
PRODUCT	WATTS/ FT	CCT	RATED	LENS
ATOM-02-RGB	4.0	RGB		20D

ADDITIONAL INFORMATION REQUIRED TO ORDER

6	7	8	9	10	11	12	13	14
WIRE INPUT/ OUTPUT	CONNECTOR/ WIRE IN	CONNECTOR/ WIRE OUT	WIRE COLOR	WIRE TYPE	MOUNTING	FINISH	LENGTH (IN)	EXACT/ OPTIMAL
					SST			

Sample Part Number: **ATOM-02-RGB-4.0-RGB-DRY-20D-S1-BW-CLS-WH-CL2-SST-ST-48"-E**

1 PRODUCT ATOM-02-RGB See following pages for compatible power supplies.	2 WATTS/FT 4.0 4.0W/ft	3 CCT RGB	4 RATED DRY IP20 DMP IP54	5 LENS 20D Optical 20° For representation of LED visibility, see Diode Visibility section on following pages. For beam angles, see Photometric Performance section on following pages	
6 WIRE INPUT/OUTPUT SINGLE (Input only) S1 End Feed S2 Bottom Feed S3 Left Side Feed S4 Right Side Feed For continuous mounting, consider bottom feed. PASS THROUGH (Input/output) P1 End Feed P2 Bottom Feed P3 Left Side Feed P4 Right Side Feed For continuous mounting, consider bottom feed.	7 CONNECTOR/WIRE IN BW Bare Wire (Standard 24") CON6 Connector 6" CON24 Connector 24" BW: Standard length is 24", Max length is 120". Request custom length by writing in part number next to BW (example: BW48) BW Bare Wire (Standard 24") CON6 Connector 6" CON24 Connector 24" BW: Standard length is 24", Max length is 120". Request custom length by writing in part number next to BW (example: BW48)	8 CONNECTOR/WIRE OUT CLS Closed End (No feed) BW Bare Wire (Standard 24") CON6 Connector 6" CON24 Connector 24" BW: Standard length is 24", Max length is 120". Request custom length by writing in part number next to BW (example: BW48)			
9 WIRE COLOR WH White BK Black	10 WIRE TYPE CL2 Class 2 CL2P Plenum Rated CL2P only available with bare wire leads (BW)	11 MOUNTING SST Stainless Steel	12 FINISH ST Satin BK Black CU Custom Custom finishes require a longer lead time, consult factory	13 LENGTH (IN) Minimum length is 12", maximum length is 98.43" not including end caps. Contact us for lengths under 12".	14 EXACT/OPTIMAL E Exact specified length O Optimal illumination Exact fixtures match the exact length you specify, but they may have dim spots at the ends. Optimal fixtures are slightly shorter than the length specified, but provide full illumination from end to end.

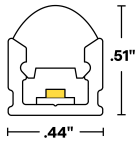
5 year warranty | Warranty only valid with QTL power supplies | Field modifications void warranty | Data subject to change, all data has +/- 5% tolerance



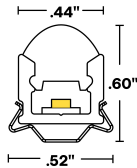
MICRO 5 ATOM-OPTICS (02) RGB

24VDC Linear Fixtures - Surface & Recessed

1 PRODUCT - DIMENSIONS



Profile with 20D lens



Profile with 20D lens and stainless steel mounting clip

2 DELIVERED LUMENS

[Calculated L70 = 52000 hrs]
Tested with ATOM-02-RGB-4.0-RGB-DRY

	Red		Green		Blue		All
	LM/FT	Wavelength	LM/FT	Wavelength	LM/FT	Wavelength	
20D	29	628	96	523	28	470	139

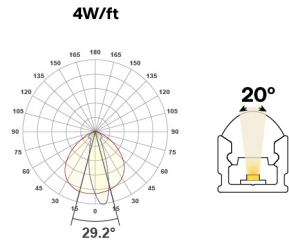
5 DIODE VISIBILITY



Optical lens

PHOTOMETRIC PERFORMANCE

Nominal beam spread shown, beam spread varies based on light engine. For more detailed information, see photometric data.



20D lens in green

TEMPERATURE RATINGS

		4.0 W/FT	
		Min	Max
DRY	Ambient Operating Temp - Surface	-4°F	120°F
DMP	Ambient Operating Temp - Surface	-4°F	115°F

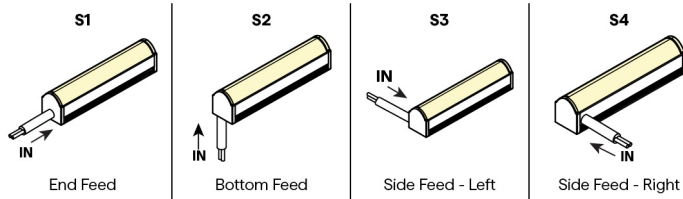


MICRO 5 ATOM-OPTICS (02) RGB

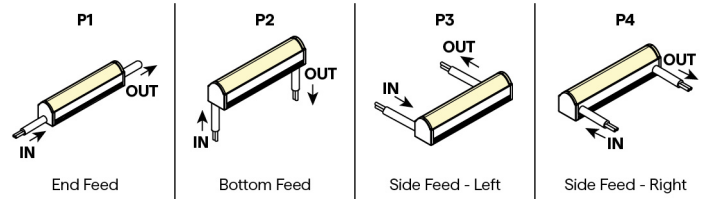
24VDC Linear Fixtures - Surface & Recessed

6 WIRE INPUT/OUTPUT

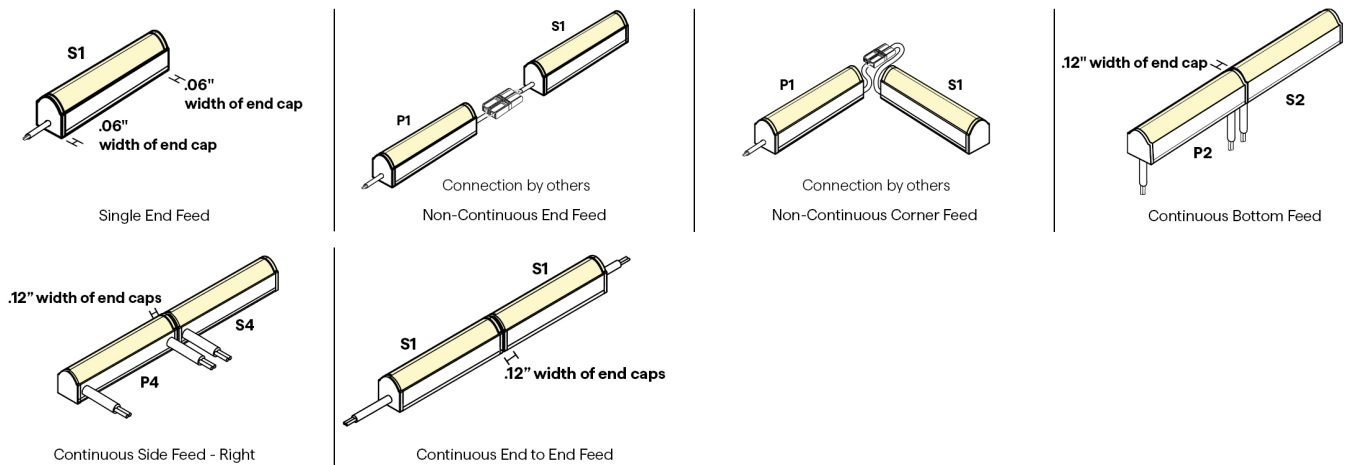
SINGLE (Input only)



PASS THROUGH (Input/Output)

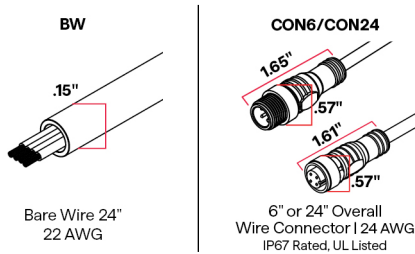


CONFIGURATION OPTIONS



7 / 8 CONNECTOR/WIRE - IN/OUT

Connector/Wire In or Out not needed to specify product. Typical selection is S1 for Wire Input/Output, BW for Connector/Wire In, N/A for Connector/Wire Out



9 WIRE COLOR





MICRO 5 ATOM-OPTICS (02) RGB

24VDC Linear Fixtures - Surface & Recessed

11 MOUNTING

SST



Stainless Steel Clip

2 pieces of hardware provided for 4' or less; 4 pieces provided for greater than 4'

To order separately use SST-08

Each clip comes with a #4 x 5/8" Flat Head SS

12 FINISH



Satin

Black

Custom finishes require a longer lead time, consult factory

15 EXACT/OPTIMAL FIXTURE LENGTH

[E/O Length Calculator →](#)

[E/O Explained →](#)

Exact fixtures are the exact length specified. Optimal fixtures' length is rounded down based on LED cut points to allow the fixture to be illuminated end to end. For runs with multiple fixtures that need to fill a specific length, it's recommended to order all optimal fixtures with an exact fixture at the end of the run.





MICRO 5 ATOM-OPTICS (02) RGB








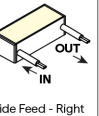
24VDC Linear Fixtures - Surface & Recessed

RGB DRY DMP LENGTHS BY INCH

EXACT LENGTH

Requested Length	Potential dim spot on either end of a S1 fixture
	
12"	1"
13"	0.5"
14"	1"
15"	0.5"
16"	1"
17"	0.5"
18"	1"
19"	0.5"
20"	1"
21"	0.5"
22"	1"
23"	0.5"
24"	1"
36"	1"
48"	1"
60"	1"
72"	1"
84"	1"
96"	1"

OPTIMAL LENGTH

Requested Nominal Length	S1 & S2 & S3 & S4				P1 & P2 & P3 & P4			
								
12"			10.48"				10.83"	
13"			12.48"				12.83"	
14"			12.48"				12.83"	
15"			14.48"				14.83"	
16"			14.48"				14.83"	
17"			16.48"				16.83"	
18"			16.48"				16.83"	
19"			18.48"				18.83"	
20"			18.48"				18.83"	
21"			20.48"				20.83"	
22"			20.48"				20.83"	
23"			22.48"				22.83"	
24"			22.48"				22.83"	
36"			34.48"				34.83"	
48"			46.48"				46.83"	
60"			58.48"				58.83"	
72"			70.48"				70.83"	
84"			82.48"				82.83"	
96"			94.48"				94.83"	

14

EXACT/OPTIMAL FIXTURE LENGTH

E/O Length Calculator →

E/O Explained →

Exact fixtures are the exact length specified. Optimal fixtures' length is rounded down based on LED cut points to allow the fixture to be illuminated end to end. For runs with multiple fixtures that need to fill a specific length, it's recommended to order all optimal fixtures with an exact fixture at the end of the run.





MICRO 5 ATOM-OPTICS (02) RGB

24VDC Linear Fixtures - Surface & Recessed

RGB DRY DMP LENGTHS BY INCH

Available in any length in between 12" and 98.43" not including end caps, chart below shows example lengths. Exact fixtures are the length specified. Optimal fixtures' length is rounded down with illumination end to end. All fixtures' tolerance is +0 - 1/8". Consult factory for lengths under 12".

EXACT LENGTH

Requested Length	Potential dim spot on either end of fixture
12"	1"
13"	.5"
14"	1"
15"	.5"
16"	1"
17"	.5"
18"	1"
19"	.5"
20"	1"
21"	.5"
22"	1"
23"	.5"
24"	1"
36"	1"
48"	1"
60"	1"
72"	1"
84"	1"
96"	1"

OPTIMAL LENGTH: highlighted rows are closest to requested nominal length

Requested Nominal Length	S1 & S2 & S3 & S4				P1 & P2 & P3 & P4			
	S1 End Feed	S2 Bottom Feed	S3 Side Feed - Left	S4 Side Feed - Right	P1 End Feed	P2 Bottom Feed	P3 Side Feed - Left	P4 Side Feed - Right
12"			10.48"				10.83"	
13"			12.48"				12.83"	
14"			12.48"				12.83"	
15"			14.48"				14.83"	
16"			14.48"				14.83"	
17"			16.48"				16.83"	
18"			16.48"				16.83"	
19"			18.48"				18.83"	
20"			18.48"				18.83"	
21"			20.48"				20.83"	
22"			20.48"				20.83"	
23"			22.48"				22.83"	
24"			22.48"				22.83"	
36"			34.48"				34.83"	
48"			46.48"				46.83"	
60"			58.48"				58.83"	
72"			70.48"				70.83"	
84"			82.48"				82.83"	
96"			94.48"				94.83"	

COMPATIBLE POWER SUPPLIES

See power supplies cut sheets for more information. Data subject to change, all data has +/- 5% tolerance.

DIM TO LEVEL	INDOOR
	MICRO 5-RGB
0.1%	QT-CAB-eLED+DALI-DT8 QT-CAB-eLED+DMX QTM-eLED+DALI-DT8 QTM-eLED+DMX QZ-DMX
1%	QZ-DALI-DT8
10%	Non-Dim Power Supply with RGB App Dongle

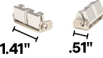




DIMMING PROTOCOL	INDOOR
	MICRO 5-RGB
DMX	QTM-eLED+DMX QZ-DMX
DALI-2: DT8	QT-CAB-eLED+DALI-DT8 QTM-eLED+DALI-DT8 QZ-DALI-DT8




MICRO 5 ATOM-OPTICS (02) RGB

24VDC Linear Fixtures - Surface & Recessed

COMPATIBLE MOUNTING ACCESSORIES

HINGE - HMB-S	VHB	NJ-GRAZER	BL-GRAZER	NU-GRAZER
				
Adjustable mounting bracket - Small	Double sided mounting tape	J Mounting Bracket	Backwards L Mounting Bracket	U Mounting Bracket

COMPATIBLE WIRING ACCESSORIES



UL Listed, miniature junction box, DRY/DMP (WET rated with silicone)

COMPATIBLE CONTROL ACCESSORIES

SCENE APP DONGLE



Wi-Fi or Bluetooth Connectivity

COMPATIBLE APPS

NFC APP



Read and write DMX addresses and adjust voltage